

Stay on Track with the Good Shepherd

Monitoring outcomes of disciple-making movements



October 2013

About this manual

This book serves as an introductory guide to those who plan to make many disciples by training and empowering others

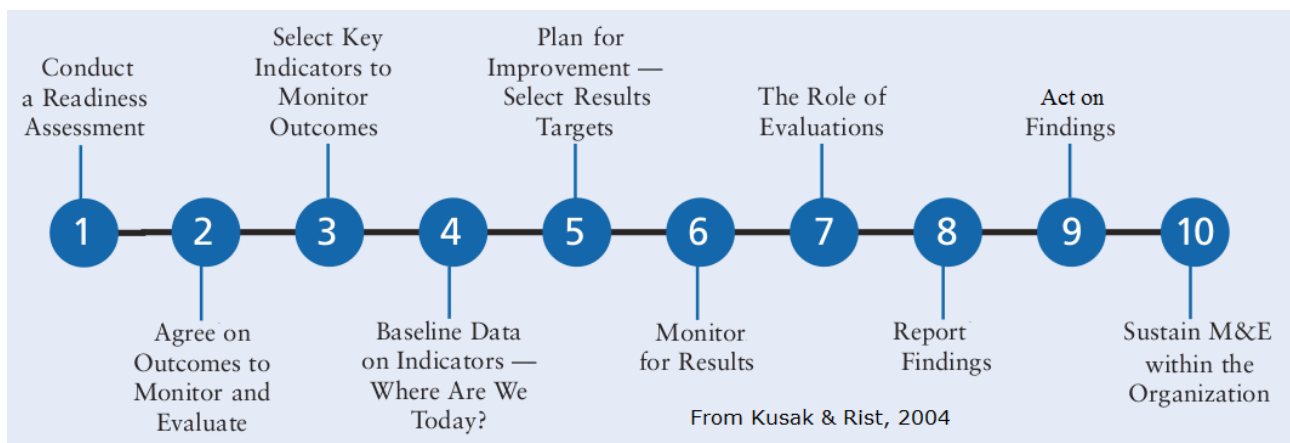
How to employ this book

Employ this book in a ‘workshop’ to stimulate discussion amongst co-workers, and to find sample tracking tools.

Do not adopt these sample tracking tools. Rather look at them to get some ideas. Create your own tracking tools. The best tracking tools are those what supply you with information that you need.

What is tracking

Tracking is to keep records of what happened as a result of ministry work. Share those records with those who pray with you and help you plan your work.



Who track

Those who make disciples, also keep records and fill in forms on paper. If they cannot write, then they must tell someone who can fill in the forms for them.

Five tracks to follow

In this manual, we shall follow five tracks that lead to making disciples of entire ethnies and whole regions:

1. Lambs (new believers)
2. Sheep (new disciples)
3. Flocks (new gatherings)
4. Shepherds (new leaders)
5. Fields (new communities)

What are outcomes

Outcomes are all that happens in others, because of your ministry work. Your ministry work causes outcomes. It is the Holy Spirit that makes both happen. He gives you spiritual power to do ministry, and he works in others to give them faith and to help them obey Jesus.

What is monitoring

Tracking and monitoring go together. Those who track keep records and make reports. Those who monitor read those reports, pray for wisdom, and make new plans. Tracking with monitoring would prove worthless, and monitoring without tracking would not prove possible.

Who monitor

God gives you men and women who pray for you, who train you, and who help you plan. You track the outcomes of your work and you report to them. As soon as you begin training others, you will monitor their work, and they will track outcomes and report to you.

What are indicators

When you count visible persons, objects and events, these indicate (show or prove) that invisible or immeasurable things have happened. These things indicate that (1) inputs have been applied, (2) activities have been conducted, or (3) outcomes have happened. Thus, indicators must be:

1. Measurable – they can be accessed (seen or heard) and quantified (counted or measured).
2. Verifiable – others can measure the same things and get similar results.
3. Economical – it does not take too much time or money to access these indicators.
4. Informative – the measures reveal, describe or prove inputs, activities and outcomes.

Fill in tracking forms

If you mentor or coach others, train others or supervise others, then one of your tasks is to show them how track the outcomes of their work. You must keep them supplied with tracking forms that they fill in. If they are illiterate, then you may have to help them fill in their forms. Collect tracking forms regularly, at least once a month.

Make use of tracking forms

Look over each tracking form with the worker who filled it in. Thank him for his faithful work. Ask questions about what he said and did in his ministry work, to learn what worked well and what did not. (Mark 6:30)

Make plans with each worker to help him take his next steps. Pray with him that God will give his flocks increase.

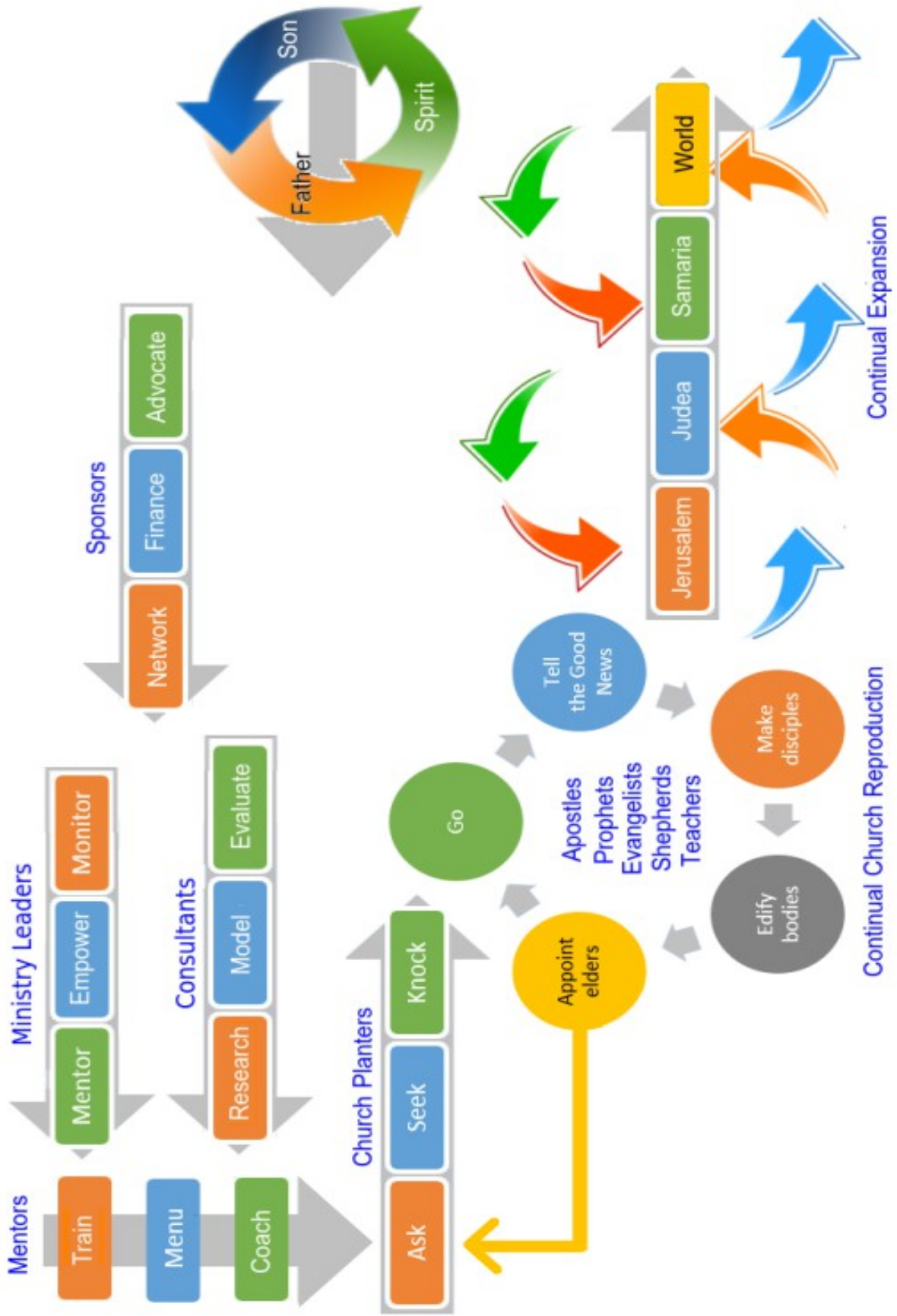
Take information from each one's tracking form, and compile it into your own tracking forms. Then submit your tracking form to your mentor or supervisor.

Who are sponsors

Sponsors are those who understand what God wants to do in your state and district. Sponsors monitor ministry outcomes. Sponsors plan with ministry leaders what they will do next. Some sponsors find money to pay for training workshops and for training materials. Sponsors do not pay salaries and they do not pay rewards for your work.

Critical path

Typical 'Critical Path' to a Church Planting Movement



Pray with Faith, Plan by Faith

Vision

Every community in our country has in it those who worship the One True God with faith in Jesus the Messiah.

Covenant

Agree with your co-workers, in prayer, that you will let believers, disciples, gatherings and new workers multiply as fast as the Lord will allow.

Mission

To establish, in every 'unreached' community of our region, gatherings of local believers who worship the One True God with faith in Jesus the Messiah.

Goals

1. To win one million folk who repent towards the One True God and who obey Jesus the Messiah.
2. To bring those million folk together in ten thousand flocks that obey Jesus' commandments.
3. To appoint ten thousand shepherds who lead those flocks and care for their members.
4. To empower 100 trainers who mentor shepherds to reproduce their flocks and themselves.

Convictions

1. Sustained prayer by leaders raises up willing workers.
2. Practical training motivates one-in-five folk to take action.
3. Continual training leads to continual action.
4. Multiplying trainers leads to more training and more action.
5. The original Good News wins others to faith in Jesus.
6. Discovery bible study increases obedience to Scripture.
7. Obeying Jesus' commandments makes believers faithful disciples.
8. The empowering of disciples to start gatherings leads to the multiplication of churches.
9. The Mentoring of shepherds leads to mature churches.
10. The multiplying of churches leads to self-sufficient giving.
11. The tracking of outcomes leads to better planning.

Plans

1. Set measurable objectives
2. Decide whom to train

Stay on Track with the Good Shepherd

3. Decide who will go where
4. Decide what they will do and say
5. Provide required resources
6. Decide how to monitor workers
7. Decide how to track outcomes



Budget

In rapidly-growing disciple-making movements, most workers are self-supported volunteers. (Matthew 10:9-10) Leaders do not allow outsiders to control them with money. However, outsiders can help with expensive items, such as Bibles, evangelistic literature, training materials, travel to provide mentoring, and holding training seminars.

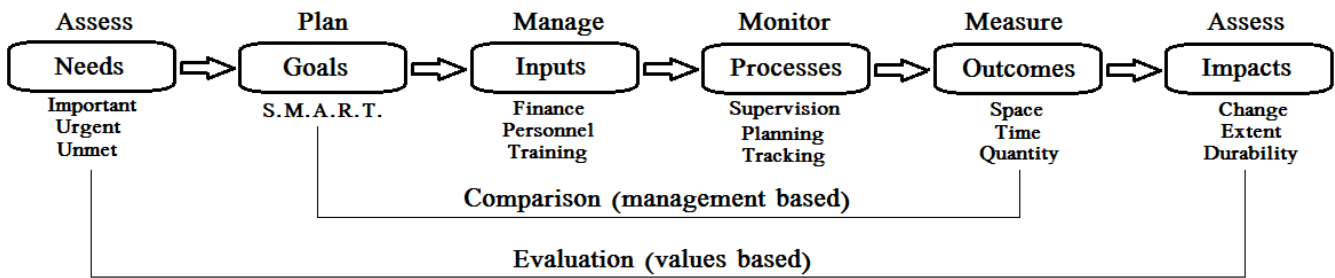
Outcome indicators

- | | |
|--------------------|---|
| 1. New believers | Numbers of baptism less number of apostates |
| 2. New disciples | Numbers of obeying seven commandments |
| 3. New churches | Numbers of gatherings that practice five activities |
| 4. New shepherds | Numbers enrolled in mentorship program |
| 5. New mentors | Numbers of shepherds empowering others |
| 6. New trainers | Frequency of training workshops |
| 7. New fields | Numbers of places reported |
| 8. New communities | Demographic statistics |

Monitor and evaluate

- Monthly, collect reports, compile data, analyze results
- Annually, compare results with goals

Linear project research model



Discussion topics

In what ways did the apostles track outcomes?

Have workshop participants form little discussion groups of three or four. Assign each group one or more of these Scripture passages. Instruct them to read each passage and to answer together his query: “In what ways did the apostles track ministry outcomes?” After seven minutes, have someone in each group tell one thing that the group agreed upon. Agree with all good answer. After all groups have reported, then each one may tell other things that they agreed upon.

- | | |
|-------------------------------------|--------------------------------------|
| (a) Matt. 16:18-19; 24:14; 28:18-20 | (b) Luke 9:1-6; Luke 24:47 |
| (c) Acts 2:40-47; Acts 6:1, 7 | (d) Acts 11:15-18; 19-24; Acts 12:24 |
| (f) Acts 13:48-49; Acts 15:6-8 | (g) Acts 8:14-17; Acts 15:12-14; |
| (e) Acts 19:20; Romans 15:20-21 | (f) 2 Cor. 9:10-15; Rev. 5:9-10 |

Discuss: How could tracking help to answer these queries?

1. Which communities have come receptive to the Good News?
2. Which believers have yet to learn to tell the Good News?
3. Which believers have yet to become obedient disciples?
4. Which groups of believers have yet to become a real church?
5. Where shall we send outreach teams?
6. What new skills do our workers need to learn?
7. Which workers should we make trainers of other workers?
8. What do shepherds and pastors need to learn, so they can lead their churches?
9. How can we justify our request for ministry funds?
10. What can we honestly report to our sponsors?

Module 1

Stay on track with new lambs: Monitoring evangelism outcomes

How did the apostles track new believers?

(a) Luke 24:44-49 (b) Acts 2:41 2:47 (c) Acts 5:14 11:24

Keep the Good News flowing within a community

- Know and teach the original Good News. Luke 24:44-49
- Train all believers to tell the Good News with power. Luke 10:1-9
- Plan with them whom they will tell, when and where.
- Have them report back, and rejoice with them. Luke 10:17
- Empower them to baptize new believers.
- Coach them to make disciples of new believers.
- Train them to become trainers.
- Keep track of receptive communities.

How will you keep track of new believers?

- Form a task group and plan together to track new believers.
- Who will report to whom?
- Who will train them to do so?
- What facts must they report?
- In what form will they record these facts?
- Draft up Sample report form.
- How often will they report these facts?
- How will you classify those facts? (Place? Age? Ethnicity? Language? Literacy?)
- Write down your plan and pray for each other to implement this plan.

Sample evangelism training for all believers.

- See appendix E: Evangelism Training

Sample evangelism tracking tools

- E1 Evangelism tracking tool for evangelists
- E2 Evangelism tracking tool for shepherds
- E3 Evangelism tracking tool for trainers
- M3 Evangelism tracking map
- E4 Evangelism tracking tool for supervisors
- E5 Evangelism tracking tool for sponsors

**FORM E1
EVANGELISM TRACKING TOOL FOR EVANGELISTS**

Evangelist (name) _____ District _____ Commune _____

Householder's name	Dates of evangelism lesson presented							Date baptized	How many		
	1	2	3	4	5	6	7		M	W	C
Totals											
Total											

M=Men W=Women C=Children

Submitted to (shepherd): _____ Date form submitted: _____

FORM E2
EVANGELISM TRACKING TOOL FOR SHEPHERDS

Shepherd (name) _____ District _____ Commune _____

Evangelists' name	Dates of evangelism training lesson completed							Houses visited	Number baptized		
	1	2	3	4	5	6	7		M	W	C
Totals											
Total											

M=Men W=Women C=Children

Submitted to (trainer): _____ Date form submitted: _____

**FORM E3
EVANGELISM TRACKING TOOL FOR TRAINERS**

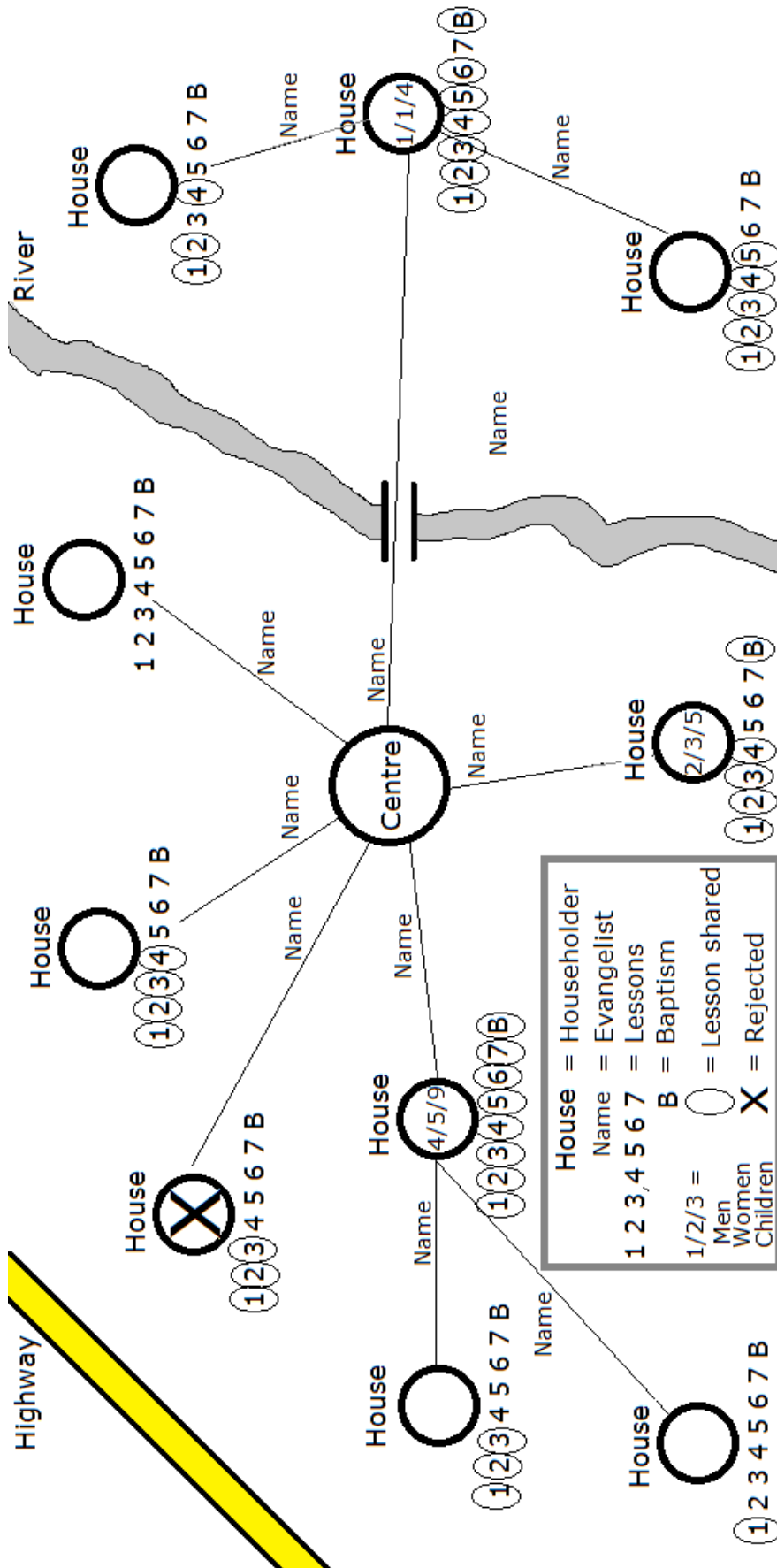
Trainer (name) _____ **District** _____

Shepherds' name	Dates of evangelism training sessions completed							Houses visited	Number baptized		
	1	2	3	4	5	6	7		M	W	C
Totals											
Total											

M=Men W=Women C=Children

Submitted to (supervisor): _____ **Date form submitted:** _____

MAP E3
EVANGELISM TRACKING MAP FOR SHEPHERDS & TRAINERS



FORM E4
EVANGELISM TRACKING TOOL FOR SUPERVISORS

Supervisor (name) _____ State _____ District _____

Trainers' name	Numbers of evangelism training courses completed							Trainers trained	Number baptized		
	1	2	3	4	5	6	7		M	W	C
Totals											
Total											

M=Men W=Women C=Children

Submitted to (ministry leader): _____ Date form submitted: _____

FORM E5
EVANGELISM TRACKING TOOL FOR SPONSORS

Ministry leader (name) _____ Period from _____ to _____

State	District	Trainers trained	Shepherds trained	Evangelists trained	Houses evangelized	Baptized		
						M	W	C
Totals								

M=Men W=Women C=Children

Module 2

Stay on track with new sheep: Monitor discipleship outcomes

How did the apostles track new sheep?

(a) Matt. 28:19-20 (b) Acts 6:1 6:7

Keep making lovingly-obedient disciples?

- Lead a bible discovery lesson on basic commandments of Jesus.
- Teach a set of basic commandments of Jesus to all new disciples.
- Help new disciples memorize basic commandments of Jesus.
- Practice with new disciples obedience to each of those commandments.
- Empower new disciples to obey Jesus commandments anytime, anywhere.
- Have disciples report to each other on their obedience.

How will you keep track of new disciples?

- Form a task group and plan together to track new disciples.
- Who will report to whom?
- What facts must they report?
- In what form will they record these facts?
- Who will train them to do so?
- Draft up Sample report form.
- How often will they report these facts?
- How will you classify those facts? (Place? Age? Ethnicity? Language? Literacy?)
- Write down your plan and pray for each other to implement this plan.

Sample discipleship training for soul-winners.

- See Appendix D: Discipleship Training

Sample discipleship tracking tools.

- D1 Discipleship tracking tool for evangelists
- D2 Discipleship tracking tool for shepherds
- D3 Discipleship tracking tool for trainers
- D4 Discipleship tracking tool for supervisors
- D5 Discipleship tracking tool for sponsors

FORM D1
DISCIPLESHIP TRACKING TOOL FOR EVANGELISTS

Disciple-maker (name) _____ District _____ Commune _____

Householder's name	Dates of discipleship lesson presented							Date disciplined	How many		
	1	2	3	4	5	6	7		M	W	C
Totals											
Total											

M=Men W=Women C=Children

Submitted to (shepherd): _____ Date form submitted: _____

FORM D2
DISCIPLESHIP TRACKING TOOL FOR SHEPHERDS

Shepherd (name) _____ District _____ Commune _____

Householder's name	Dates of discipleship training lesson completed							Houses disciplined	Number baptized		
	1	2	3	4	5	6	7		M	W	C
Totals											
Total											

M=Men W=Women C=Children

Submitted to (trainer): _____ Date form submitted: _____

FORM D3
DISCIPLESHIP TRACKING TOOL FOR TRAINERS

Trainer (name) _____ District _____

Shepherds' name	Dates of discipleship training sessions completed							Houses visited	Number baptized		
	1	2	3	4	5	6	7		M	W	C
Totals											
Total											

M=Men W=Women C=Children

Submitted to (supervisor): _____ Date form submitted: _____

FORM D4
DISCIPLESHIP TRACKING TOOL FOR SUPERVISORS

Supervisor (name) _____ State _____ District _____

Trainers' name	Numbers of discipleship training courses completed							Trainers trained	Number baptized		
	1	2	3	4	5	6	7		M	W	C
Totals											
Total											

M=Men W=Women C=Children

Submitted to (ministry leader): _____ Date form submitted: _____

FORM D5
DISCIPLESHIP TRACKING TOOL FOR SPONSORS

Ministry leader (name) _____ to _____ Period from _____ to _____

State	District	Trainers trained	Shepherds trained	Evangelists trained	Houses disciplined	Disciplined		
						M	W	C
Totals								

M=Men W=Women C=Children

Module 3

Stay on track with new flocks: Monitor church planting outcomes

How did the apostles track new gatherings?

(a) Acts 9:31 16:5

Keep reproducing new gatherings?

- Train every shepherd in a method for starting new gatherings
- Have shepherds teach every new cell and church its biblical duties.
- Have shepherds empower every new gathering to start daughter gatherings.
- Mentor shepherds in planning for new gatherings.
- Empower shepherds to appoint and train shepherds of new gatherings.

How will you keep track of new gatherings?

- Form a task group and plan together to launch new gatherings.
- Who will report to whom?
- What facts must they report?
- In what form will they record these facts?
- Who will train them to do so?
- Draft up Sample report form.
- How often will they report these facts?
- How will you classify those facts? (Place? Age? Ethnicity? Language? Literacy?)
- Write down your plan and pray for each other to implement this plan.

Sample church-plant training for disciple-makers.

- See Appendix C: Church Planter Training

Sample church-plant tracking tools.

- C1 Church-plant tracking tool for evangelists
- C2 Church-plant tracking tool for shepherds
- C3 Church-plant tracking tool for trainers
- C4 Church-plant tracking tool for supervisors
- C5 Church-plant tracking tool for sponsors
- C6 Church status Form
- C7 Church generational chart

FORM C1
CHURCH-PLANT TRACKING TOOL FOR EVANGELISTS

Evangelist (name) _____ District _____ Commune _____

Householder's name	Dates of church-plant lesson presented							Date planted	Members		
	1	2	3	4	5	6	7		M	W	C
Totals											
Total											

M=Men W=Women C=Children

Submitted to (shepherd): _____ Date form submitted: _____

FORM C2
 CHURCH-PLANT TRACKING TOOL FOR SHEPHERDS

Shepherd (name) _____ District _____ Commune _____

Evangelists' name	Dates of evangelism church-plant lesson completed							Churches planted	Members		
	1	2	3	4	5	6	7		M	W	C
Totals											
Total											

M=Men W=Women C=Children

Submitted to (trainer): _____ Date form submitted: _____

FORM C3
CHURCH-PLANT TRACKING TOOL FOR TRAINERS

Trainer (name) _____ District _____

Shepherds' name	Dates of church-plant training sessions completed							Churches planted	Members		
	1	2	3	4	5	6	7		M	W	C
Totals											
Total											

M=Men W=Women C=Children

Submitted to (supervisor): _____ Date form submitted: _____

FORM C4
CHURCH-PLANT TRACKING TOOL FOR SUPERVISORS

Supervisor (name) _____ State _____ District _____

Trainers' name	Church-plant courses completed							Trainers trained	Churches planted	Members		
	1	2	3	4	5	6	7			M	W	C
Totals												

M=Men W=Women C=Children

Submitted to (ministry leader): _____ Date form submitted: _____

FORM C5
CHURCH-PLANT TRACKING TOOL FOR SPONSORS

Ministry leader (name) _____ Period from _____ to _____

State	District	Trainers trained	Shepherds trained	Planters trained	Churches planted	Members		
						M	W	C
Totals								

M=Men W=Women C=Children

C6 Church Status Form

CHURCH STATUS FORM

Church S/N (From S/N Listed on Generational Map): _____ Year Church Started: _____
 Church Leader: _____ Village: _____ Block: _____ District: _____

Serial Num.	List each attendee's name	List each attendee's ethnicity	Is s/he a believer? A follower of Jesus?	Has s/he been baptised?	Does s/he participate in the Lord's Supper?	Does s/he give?
1			<input type="checkbox"/> Yes	<input type="checkbox"/> Yes	<input type="checkbox"/> Yes	<input type="checkbox"/> Yes
2			<input type="checkbox"/> Yes	<input type="checkbox"/> Yes	<input type="checkbox"/> Yes	<input type="checkbox"/> Yes
3			<input type="checkbox"/> Yes	<input type="checkbox"/> Yes	<input type="checkbox"/> Yes	<input type="checkbox"/> Yes
4			<input type="checkbox"/> Yes	<input type="checkbox"/> Yes	<input type="checkbox"/> Yes	<input type="checkbox"/> Yes
5			<input type="checkbox"/> Yes	<input type="checkbox"/> Yes	<input type="checkbox"/> Yes	<input type="checkbox"/> Yes
6			<input type="checkbox"/> Yes	<input type="checkbox"/> Yes	<input type="checkbox"/> Yes	<input type="checkbox"/> Yes
7			<input type="checkbox"/> Yes	<input type="checkbox"/> Yes	<input type="checkbox"/> Yes	<input type="checkbox"/> Yes
8			<input type="checkbox"/> Yes	<input type="checkbox"/> Yes	<input type="checkbox"/> Yes	<input type="checkbox"/> Yes
9			<input type="checkbox"/> Yes	<input type="checkbox"/> Yes	<input type="checkbox"/> Yes	<input type="checkbox"/> Yes
10			<input type="checkbox"/> Yes	<input type="checkbox"/> Yes	<input type="checkbox"/> Yes	<input type="checkbox"/> Yes
11			<input type="checkbox"/> Yes	<input type="checkbox"/> Yes	<input type="checkbox"/> Yes	<input type="checkbox"/> Yes
12			<input type="checkbox"/> Yes	<input type="checkbox"/> Yes	<input type="checkbox"/> Yes	<input type="checkbox"/> Yes
13			<input type="checkbox"/> Yes	<input type="checkbox"/> Yes	<input type="checkbox"/> Yes	<input type="checkbox"/> Yes
14			<input type="checkbox"/> Yes	<input type="checkbox"/> Yes	<input type="checkbox"/> Yes	<input type="checkbox"/> Yes
15			<input type="checkbox"/> Yes	<input type="checkbox"/> Yes	<input type="checkbox"/> Yes	<input type="checkbox"/> Yes
16			<input type="checkbox"/> Yes	<input type="checkbox"/> Yes	<input type="checkbox"/> Yes	<input type="checkbox"/> Yes
17			<input type="checkbox"/> Yes	<input type="checkbox"/> Yes	<input type="checkbox"/> Yes	<input type="checkbox"/> Yes
18			<input type="checkbox"/> Yes	<input type="checkbox"/> Yes	<input type="checkbox"/> Yes	<input type="checkbox"/> Yes
19			<input type="checkbox"/> Yes	<input type="checkbox"/> Yes	<input type="checkbox"/> Yes	<input type="checkbox"/> Yes
20			<input type="checkbox"/> Yes	<input type="checkbox"/> Yes	<input type="checkbox"/> Yes	<input type="checkbox"/> Yes
21			<input type="checkbox"/> Yes	<input type="checkbox"/> Yes	<input type="checkbox"/> Yes	<input type="checkbox"/> Yes



GROUND FLOOR

3/ First Step Lessons have been taught to initial believers.
 At least one believer has taken water baptism.
 Baptized Believers have begun taking the Lord's Supper.
 7 New church has been taught all 7 lessons of Paul's Pattern.

3/



7

FIRST STOREY

Shepherd/Overseer/Elder Appointed
 1 Tim 3:1-7/1 Peter 5:1-2
 Church has authority and is practicing the Lord's Supper.
 1 Cor 11
 Church has authority and is baptizing church members.
 Matthew 28:18-20
 Church knows and practices the 5 functions of the church:
 Matt 22:36-40, Matt 28:18-20
 Acts 2:38-47
 Regular collection of tithes and offerings - Treasurer appointed.



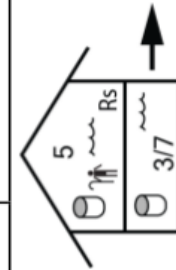
5



5

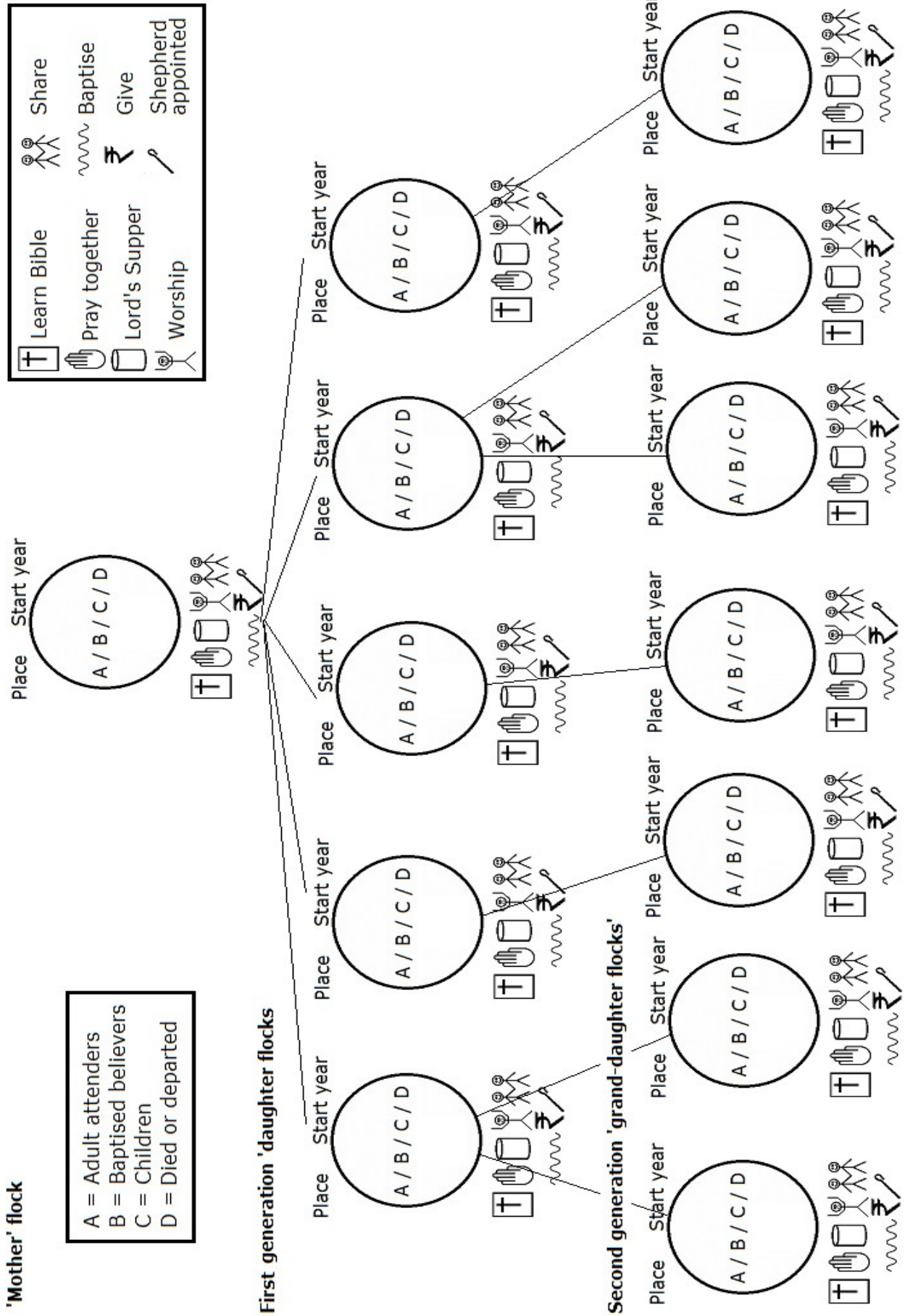
\$

Church has teams of people finding Men of Peace and is intentionally planting other churches. Luke 10:1-11



Reporting Person's Name: _____
 Reporting Person's Mobile #: _____
 Report Date: _____

C7 Generational chart



Module 4

Stay on track with new shepherds: Monitor shepherd training outcomes

How did the apostles track new shepherds?

(a) Titus 1:5 (b) 2 Tim. 2:1-2 (c) Col 4:15-17

Keep reproducing new shepherds?

- Empower new workers to do all that you do. Luke 9 10
- Listen to them and plan with them. Mark 6:30
- Obtain or build a set of shepherd training materials. Acts 20:20
- Keep training for several months. Acts 19:10
- Set up training ‘chains.’ 2 Tim. 2:1-2
- Hold strategy conferences. Acts 20:4

How will you keep track of new shepherds?

- Form a task group and plan together to mentor workers.
- Who will mentor whom?
- Who will report to whom?
- What facts must they report?
- In what form will they record these facts?
- Who will train them to do so?
- Draft up Sample report form.
- How often will they report these facts?
- How will you classify those facts? (Place? Age? Ethnicity? Language? Literacy?)
- Write down your plan and pray for each other to implement this plan.

Sample mentorship training for church planters

- See Appendix D: Shepherd Develop Training

Sample mentorship tracking tools

- M1 Mentorship tracking for mentors
- M2 Mentorship tracking for trainers
- M3 Mentorship tracking for supervisors
- M4 Mentorship tracking for sponsors
- M5 2 Timothy 2:2 training ‘chains’
- M6 Geographical maps
- M7 Kinship chart

FORM MI
MENTORSHIP TRACKING TOOL FOR MENTORS

Mentor's name _____ District _____

Mentees' name	Place	Date	1	2	3	4	5	6	7	8	Next date	M

1=Pray 2=Listen 3=Plan 4=Assign 5=Review 6=Practice 7=Intercede 8=Form M=Number of mentees

Submitted to (trainer): _____ Date form submitted: _____

FORM M2
MENTORSHIP TRACKING TOOL FOR TRAINERS

Trainer's name _____ Telephone: _____

Mentors' name	Meeting Place	Meeting Date	Training workshops (mo/yr)							Materials supplied	Active mentees
			1	2	3	4	5	6	7		

Submitted to (supervisor): _____ Date form submitted: _____

FORM M3
MENTORSHIP TRACKING TOOL FOR SUPERVISORS

Supervisor's name _____

Trainer		Telephone	District
Mentor	<u>Mentee</u>	Commune	Started
	1	1	1
	2	2	2
	3	3	3
Telephone			
Mentor	<u>Mentee</u>	Commune	Started
	1	1	1
	2	2	2
	3	3	3
Telephone			
Mentor	<u>Mentee</u>	Commune	Started
	1	1	1
	2	2	2
	3	3	3
Telephone			
Mentor	<u>Mentee</u>	Commune	Started
	1	1	1
	2	2	2
	3	3	3
Telephone			

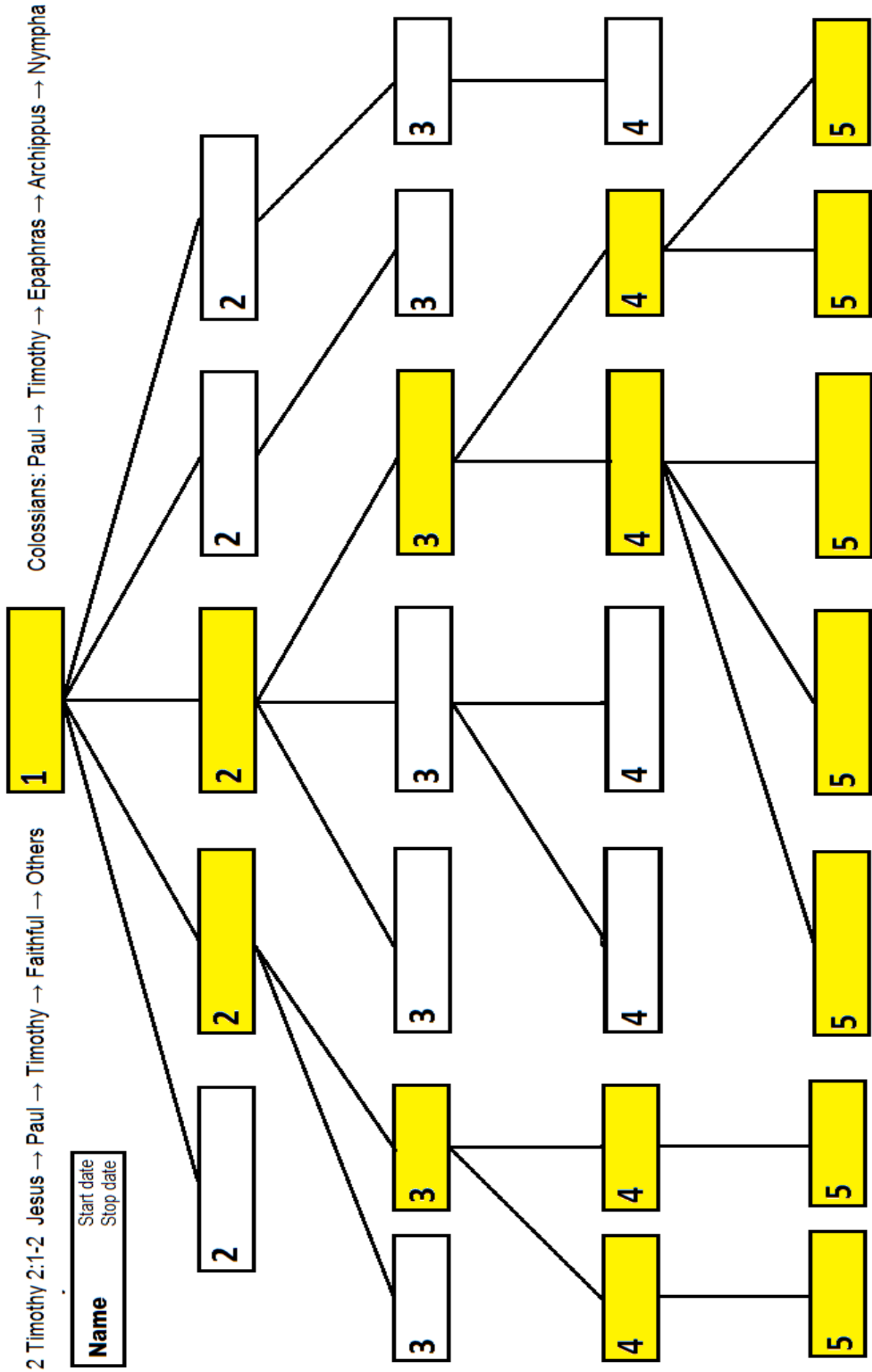
Submitted to ministry leader: _____ Date submitted _____

FORM M4
MENTORSHIP TRACKING TOOL FOR SPONSORS

Supervisor's name _____ Period from _____ to _____

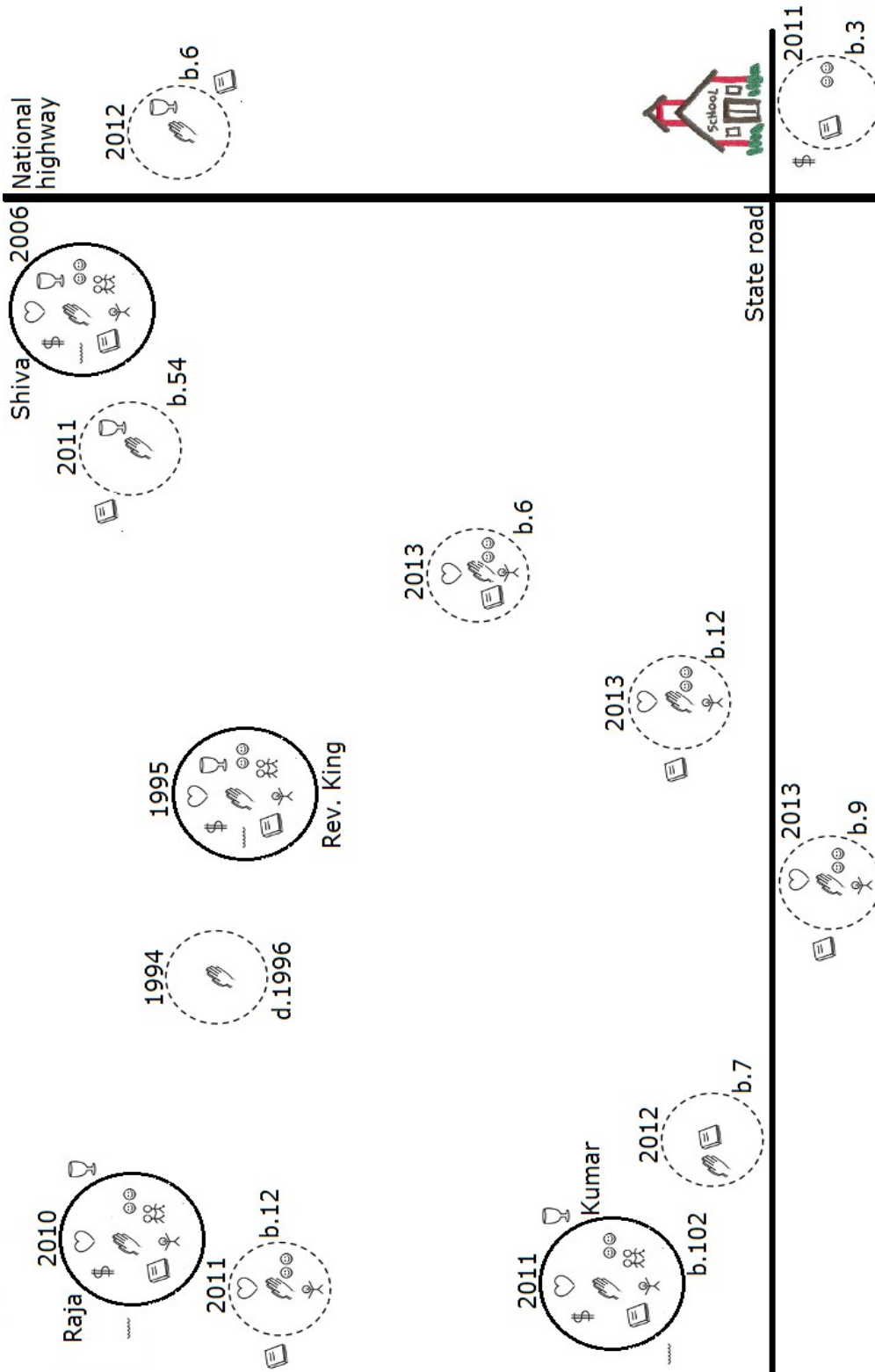
State	District	Active Supers	Active Trainers	Active Mentors	Active Mentors	Active Mentees	Mentees starting	Mentees stopped

Submitted to (sponsor): _____ Date form submitted: _____



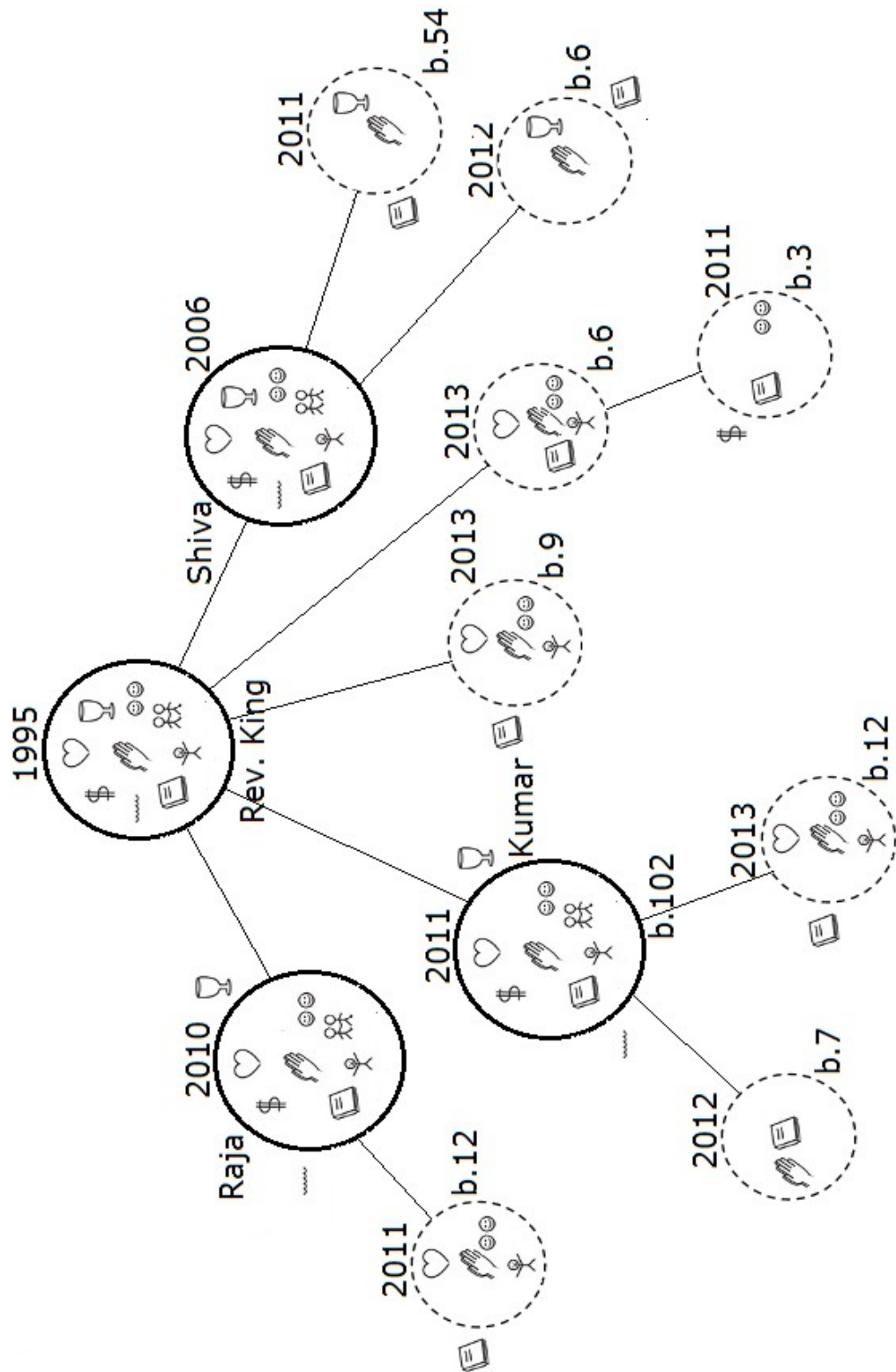
M6 Geographical Map

Shepherds draw a map, indicating the location of their main church and all other gatherings that have been planted under his ministry. They indicate the location of all new churches and gatherings, along with the year each one started. If any no longer exist, then they indicate the year in which each one dissolved. Even if a church or gathering has defected to another denomination, still show it on this map. Write on every map, the date, the map-maker's name, shepherd's name, and other information that you need to know. When the map is complete, the shepherds takes its photo.



M7 Kinship chart

Show churches and gatherings in a chart that draws lines from each ‘mother’ church to its ‘daughter’ churches and gatherings. Indicate location, starting date, ending date, leader’s name, baptisms and typical attendance. Afterwards, employ the ‘church circles’ symbols to indicate the current health of new church and new fellowship. Write on every map, the date, surveyor’s name, pastor’s name, church and denominational name, and state, district and commune. When the chart is complete, both the worker and the pastor take a photograph of it.



Module 5

Stay on track with new fields: Monitor expansion outcomes

How did the apostles track new fields?

(a) Acts 1:8 2:5 6:7 (b) Acts 8:1 8:4 8:25 8:27 (c) Acts 9:31 10:1 11:18
(d) Acts 13:4 13:48-49 19: 10 19:20 20:4 (e) Rom. 15:19 2 Cor. 10:16

Keep penetrating new fields?

- Obtain or draw maps showing neglected communities.
- Collect demographic and spiritual facts about them.
- Send these facts to churches and ministries, requesting prayer.
- Present these facts in churches and conferences.
- Pray to the Lord of the harvest for workers.
- Coordinate with other ministries to penetrate new communities.
- Train, commission, send and mentor workers.

How will you keep track new fields?

- Form a task group and plan together to penetrate new communities.
- Who will send whom?
- Who will report to whom?
- What facts must they report?
- In what form will they record these facts?
- Who will train them to do so?
- Draft up Sample report form.
- How often will they report these facts?
- How will you classify those facts? (Place? Age? Ethnicity? Language? Literacy?)
- Write down your plan and pray for each other to implement this plan.

Sample field training for church planters.

- See Appendix E: Expansion Training

Sample field tracking tools.

X1 Ex[ansion tracking tool for eaders
X2 Ex[ansion tracking tool for supervisors
X3 Ex[ansion tracking tool for sponsors

FORM X1
EXPANSION TRACKING TOOL FOR TEAM LEADERS

Team leader _____ State _____

District: _____ Commune _____ Date: _____

Household old or new	Household Ethnicity	Household language	Household Religion	Head is literate	Healing prayer	Gospel told	Discovery Bible
<input type="checkbox"/> New			B C H M N _____	<input type="checkbox"/> Yes	<input type="checkbox"/> Yes	<input type="checkbox"/> Yes	<input type="checkbox"/> Yes
<input type="checkbox"/> New			B C H M N _____	<input type="checkbox"/> Yes	<input type="checkbox"/> Yes	<input type="checkbox"/> Yes	<input type="checkbox"/> Yes
<input type="checkbox"/> New			B C H M N _____	<input type="checkbox"/> Yes	<input type="checkbox"/> Yes	<input type="checkbox"/> Yes	<input type="checkbox"/> Yes
<input type="checkbox"/> New			B C H M N _____	<input type="checkbox"/> Yes	<input type="checkbox"/> Yes	<input type="checkbox"/> Yes	<input type="checkbox"/> Yes
<input type="checkbox"/> New			B C H M N _____	<input type="checkbox"/> Yes	<input type="checkbox"/> Yes	<input type="checkbox"/> Yes	<input type="checkbox"/> Yes
<input type="checkbox"/> New			B C H M N _____	<input type="checkbox"/> Yes	<input type="checkbox"/> Yes	<input type="checkbox"/> Yes	<input type="checkbox"/> Yes
<input type="checkbox"/> New			B C H M N _____	<input type="checkbox"/> Yes	<input type="checkbox"/> Yes	<input type="checkbox"/> Yes	<input type="checkbox"/> Yes
<input type="checkbox"/> New			B C H M N _____	<input type="checkbox"/> Yes	<input type="checkbox"/> Yes	<input type="checkbox"/> Yes	<input type="checkbox"/> Yes
<input type="checkbox"/> New			B C H M N _____	<input type="checkbox"/> Yes	<input type="checkbox"/> Yes	<input type="checkbox"/> Yes	<input type="checkbox"/> Yes
<input type="checkbox"/> New			B C H M N _____	<input type="checkbox"/> Yes	<input type="checkbox"/> Yes	<input type="checkbox"/> Yes	<input type="checkbox"/> Yes
<input type="checkbox"/> New			B C H M N _____	<input type="checkbox"/> Yes	<input type="checkbox"/> Yes	<input type="checkbox"/> Yes	<input type="checkbox"/> Yes
<input type="checkbox"/> New			B C H M N _____	<input type="checkbox"/> Yes	<input type="checkbox"/> Yes	<input type="checkbox"/> Yes	<input type="checkbox"/> Yes
<input type="checkbox"/> New			B C H M N _____	<input type="checkbox"/> Yes	<input type="checkbox"/> Yes	<input type="checkbox"/> Yes	<input type="checkbox"/> Yes
<input type="checkbox"/> New			B C H M N _____	<input type="checkbox"/> Yes	<input type="checkbox"/> Yes	<input type="checkbox"/> Yes	<input type="checkbox"/> Yes
<input type="checkbox"/> New			B C H M N _____	<input type="checkbox"/> Yes	<input type="checkbox"/> Yes	<input type="checkbox"/> Yes	<input type="checkbox"/> Yes

B=Buddhist C=Christian h=Hindu M=Muslim N=None Other= Write in _____

Submitted to Supervisor (name) _____ Date submitted _____

FORM X2
EXPANSION TRACKING TOOL FOR SUPERVISORS

Supervisor (name) _____ For Month & Year _____

State _____ District _____

No.	Ethnicity	Language	Household Religion	Lit	HP	GN	DBS
			B C H M N O _____	<input type="checkbox"/> Yes	<input type="checkbox"/> Yes	<input type="checkbox"/> Yes	<input type="checkbox"/> Yes
			B C H M N O _____	<input type="checkbox"/> Yes	<input type="checkbox"/> Yes	<input type="checkbox"/> Yes	<input type="checkbox"/> Yes
			B C H M N O _____	<input type="checkbox"/> Yes	<input type="checkbox"/> Yes	<input type="checkbox"/> Yes	<input type="checkbox"/> Yes
			B C H M N O _____	<input type="checkbox"/> Yes	<input type="checkbox"/> Yes	<input type="checkbox"/> Yes	<input type="checkbox"/> Yes
			B C H M N O _____	<input type="checkbox"/> Yes	<input type="checkbox"/> Yes	<input type="checkbox"/> Yes	<input type="checkbox"/> Yes
			B C H M N O _____	<input type="checkbox"/> Yes	<input type="checkbox"/> Yes	<input type="checkbox"/> Yes	<input type="checkbox"/> Yes
			B C H M N O _____	<input type="checkbox"/> Yes	<input type="checkbox"/> Yes	<input type="checkbox"/> Yes	<input type="checkbox"/> Yes
			B C H M N O _____	<input type="checkbox"/> Yes	<input type="checkbox"/> Yes	<input type="checkbox"/> Yes	<input type="checkbox"/> Yes
			B C H M N O _____	<input type="checkbox"/> Yes	<input type="checkbox"/> Yes	<input type="checkbox"/> Yes	<input type="checkbox"/> Yes
			B C H M N O _____	<input type="checkbox"/> Yes	<input type="checkbox"/> Yes	<input type="checkbox"/> Yes	<input type="checkbox"/> Yes
			B C H M N O _____	<input type="checkbox"/> Yes	<input type="checkbox"/> Yes	<input type="checkbox"/> Yes	<input type="checkbox"/> Yes
			B C H M N O _____	<input type="checkbox"/> Yes	<input type="checkbox"/> Yes	<input type="checkbox"/> Yes	<input type="checkbox"/> Yes
			B C H M N O _____	<input type="checkbox"/> Yes	<input type="checkbox"/> Yes	<input type="checkbox"/> Yes	<input type="checkbox"/> Yes
			B C H M N O _____	<input type="checkbox"/> Yes	<input type="checkbox"/> Yes	<input type="checkbox"/> Yes	<input type="checkbox"/> Yes
			B C H M N O _____	<input type="checkbox"/> Yes	<input type="checkbox"/> Yes	<input type="checkbox"/> Yes	<input type="checkbox"/> Yes
			B C H M N O _____	<input type="checkbox"/> Yes	<input type="checkbox"/> Yes	<input type="checkbox"/> Yes	<input type="checkbox"/> Yes

B=Buddhist C=Christian H=Hindu M=Muslim N=None O=Other Lit=Literate HP=Healing prayer GN=Good News DBS=Discovery bible study

FORM X3
EXPANSION TRACKING TOOL FOR SPONSORS

State _____ Date _____

District	Eth	Lan	Household Religion						Lit		HP		GN		DBS			
			B	C	H	M	N	O	Y	N	Y	N	Y	N	Y	N		
Totals																		

B=Buddhist C=Christian H=Hindu M=Muslim N=None O=Other Lit=Literate HP=Healing prayer GN=Good News DBS=Discovery bible study